

REGULATED MEDIATION SUMMARY REPORT  
February 2025

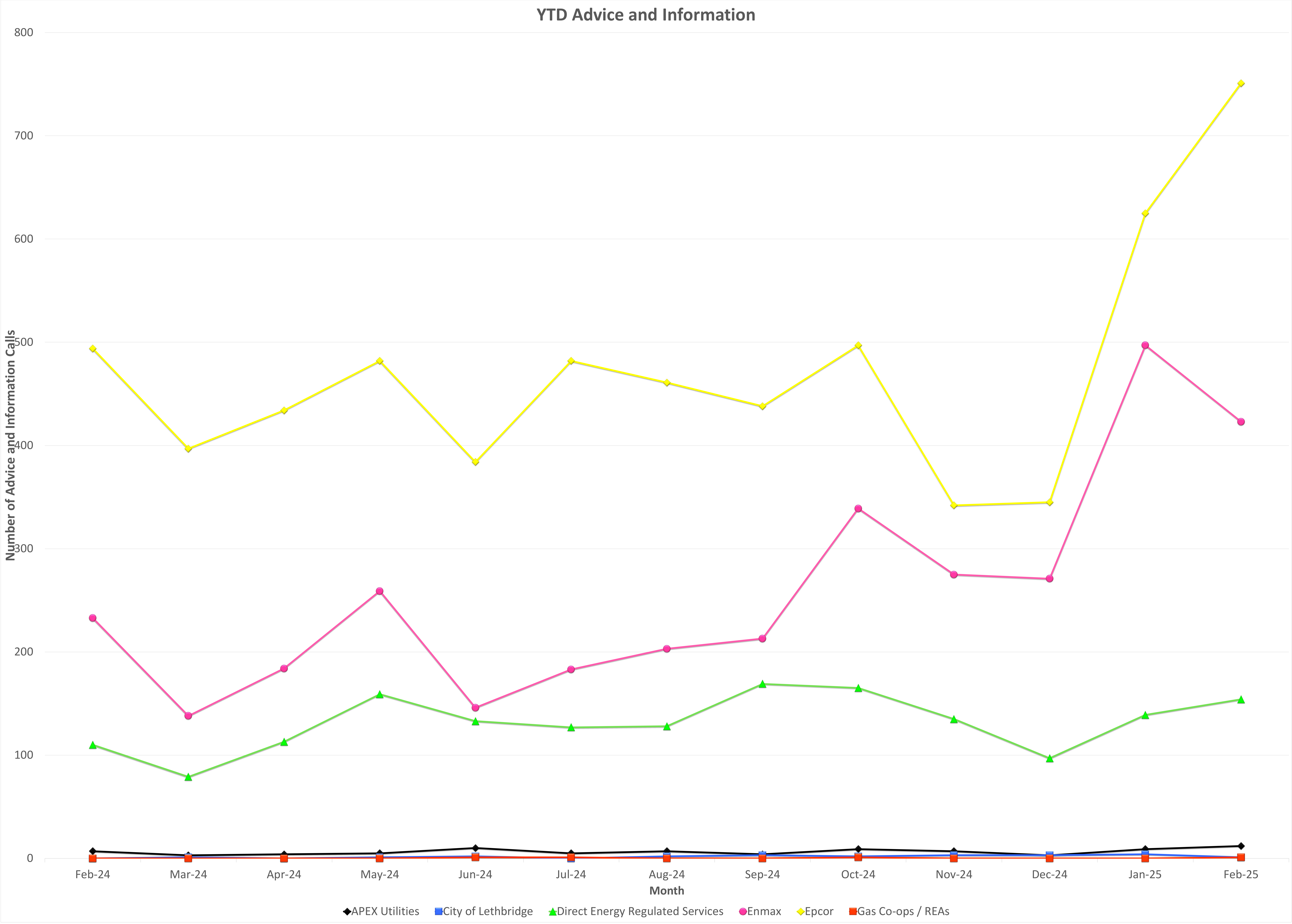
Category	APEX Utilities		CITY of LETHBRIDGE		DERS		ENMAX		EPCOR		GAS CO-OP/REA	
	Advice and Information	Mediation	Advice and Information	Mediation	Advice and Information	Mediation	Advice and Information	Mediation	Advice and Information	Mediation	Advice and Information	Mediation
Billing	5	1	0	0	21	14	21	4	48	18	0	0
Carbon Levy	0	0	0	0	1	0	0	0	0	0	0	0
Contracts	1	0	0	0	5	0	7	0	20	2	1	0
Customer Service	0	0	0	0	59	1	261	0	377	2	0	0
Disconnection	0	0	0	0	3	1	13	6	32	9	0	0
Distribution	2	0	0	0	8	4	5	0	11	1	0	0
Education	4	0	1	0	53	0	112	0	248	6	0	0
Metering	0	0	0	0	2	0	0	0	7	2	0	0
Other	0	0	0	0	2	0	4	0	8	2	0	0
Total	12	1	1	0	154	20	423	10	751	42	1	0

The calls reported above reflect calls and emails directly from the consumer to the UCA and do not reflect direct calls to the retailers. Because each consumer contact can pertain to more than one issue or retailer, the number of issues listed above may be greater than the actual number of consumer contacts received by the UCA.

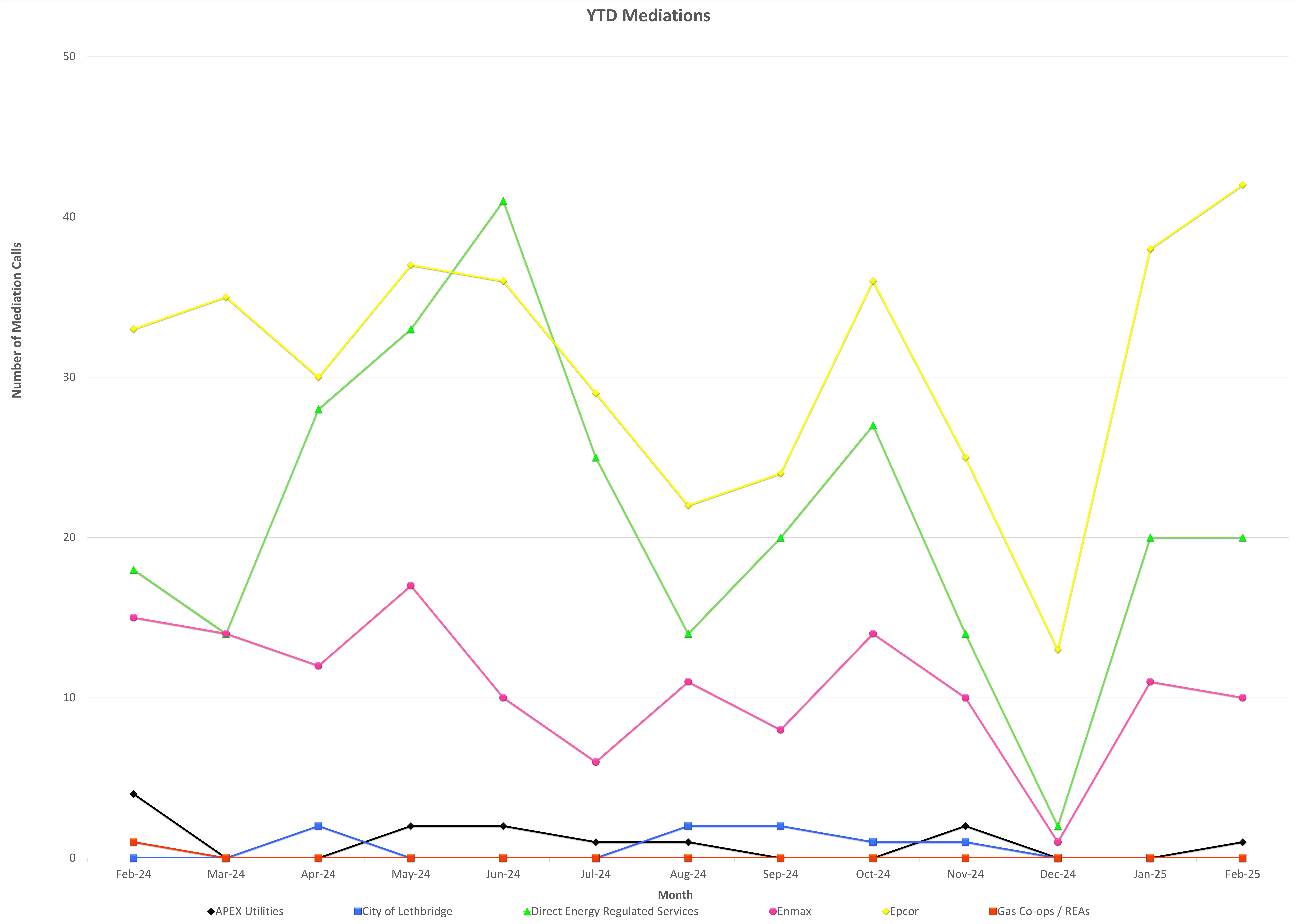
The total number of issues presented are straight data tracked by the UCA Mediation Team for the specified date range and do not reflect the wide variations in the size of each company's customer base. Service Providers vary in size from ~10,000 customers to several million customers.

Calls listed under Advice and Information reflect a consumer calling with general questions. Mediations are when the UCA is required to contact the energy company for assistance; not all mediation calls are necessarily complaints against the company.

**REGULATED MEDIATION SUMMARY REPORT**  
**February 2025**



**REGULATED MEDIATION SUMMARY REPORT**  
**February 2025**



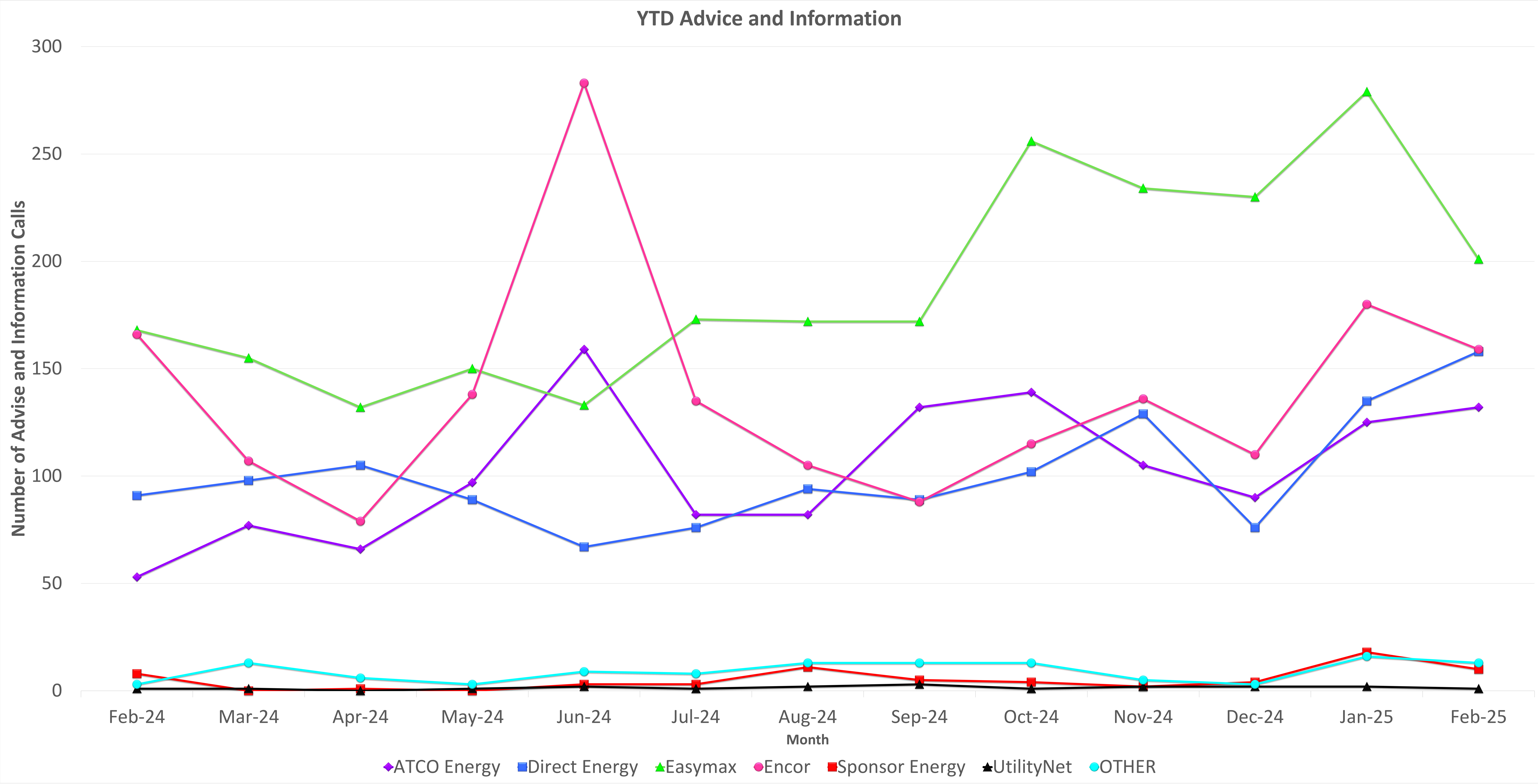
COMPETITIVE MEDIATION SUMMARY REPORT  
February 2025

Category	ATCO Energy		Direct Energy		Easymax		Encor		Sponsor Energy		UtilityNet		OTHER	
	Advice and Information	Mediation	Advice and Information	Mediation	Advice and Information	Mediation	Advice and Information	Mediation	Advice and Information	Mediation	Advice and Information	Mediation	Advice and Information	Mediation
Billing	11	1	15	3	9	3	7	5	1	0	0	0	2	1
Carbon Levy	1	0	1	0	0	0	0	0	0	0	0	0	0	0
Contracts	6	0	10	0	14	0	14	1	3	0	0	0	0	0
Customer Service	48	0	65	1	97	0	73	0	1	0	0	0	3	0
Disconnection	1	0	1	0	0	0	1	0	1	0	0	0	0	0
Distribution	11	0	5	0	4	2	4	1	0	0	0	0	1	0
Education	52	1	58	0	76	0	57	3	4	0	1	0	7	0
Metering	0	1	0	0	0	0	0	2	0	0	0	0	0	0
Other	2	1	3	0	1	0	3	0	0	0	0	0	0	0
Total	132	4	158	4	201	5	159	12	10	0	1	0	13	1

The calls reported above reflect calls and emails directly from the consumer to the UCA and do not reflect direct calls to the retailers.Because each consumer contact can pertain to more than one issue or retailer, the number of issues The total number of issues presented are straight data tracked by the UCA Mediation Team for the specified date range and do not reflect the wide variations in the size of each company's customer base. Service Providers vary in size from ~10,000 customers to several million customers.

Calls listed under Advice and Information reflect a consumer calling with general questions. Mediations are when the UCA is required to contact the energy company for assistance; not all mediation calls are necessarily complaints against the company.

**COMPETITIVE MEDIATION SUMMARY REPORT**  
**February 2025**



***COMPETITIVE* MEDIATION SUMMARY REPORT**  
**February 2025**

